

Types of Hearing Loss Identified from November 2002 – December 2021

| | |
|----------------------------------|------------|
| Conductive¹ | 58 |
| Sensorineural² | 29 |
| Mixed³ | 7 |
| Undetermined | 14 |
| Total: | 108 |

There were 108 infants identified with a hearing loss since the Guam EHDl Project began in 2002. These infants were all offered early intervention services through the Guam Department of Education, Guam Early Intervention System.

¹*Conductive Hearing Loss – Type of hearing loss where sound is not conducted efficiently through the outer ear canal to the eardrum and can often be medically or surgically corrected.*

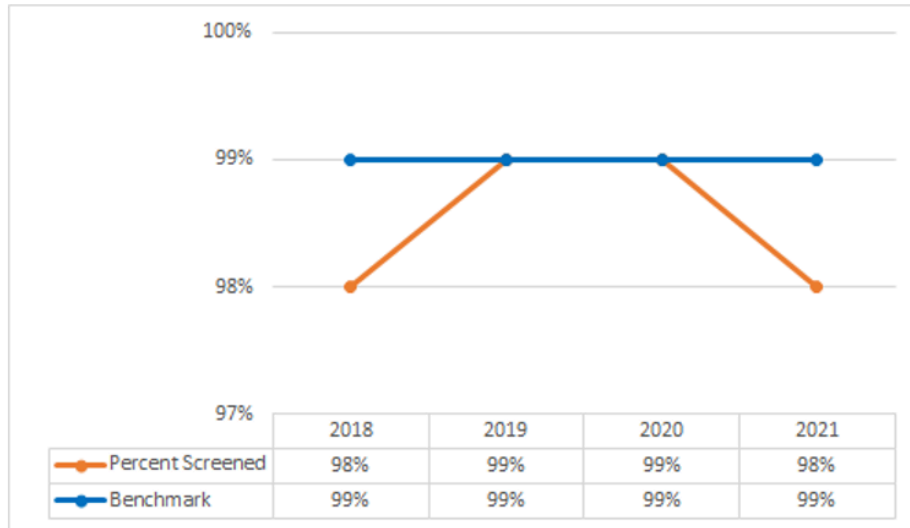
²*Sensorineural Hearing Loss – Type of hearing loss when there is damage to the inner ear or to the nerve pathways from the inner ear to the brain.*

³*Mixed Hearing Loss – Type of hearing loss that is a combination of conductive hearing loss and sensorineural hearing loss.*

Note: Data is from infants born at civilian sites: Guam Memorial Hospital Authority (GMHA), Sagua Mañagu Birthing Center (SMBC), and Guam Regional Medical City (GRMC).

Initial Screening*

*Initial Screening – Screening of infants for potential hearing loss prior to discharge from the birthing site by calendar year.

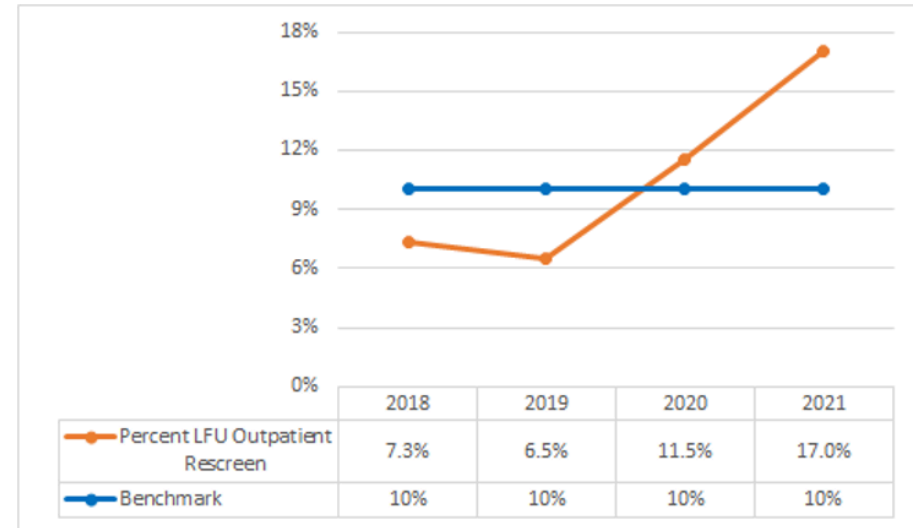


The Guam EHDl project has maintained a 99% initial hearing screening from 2019 to 2020 at all civilian birthing sites. However, in 2021, the rate decreased to 98%.

Data provided from January 1, 2021 to December 31, 2021.

Percent Lost to Follow Up at Outpatient Rescreen*

*Outpatient rescreen – Follow-up rescreen of infants who did not pass their initial hearing screening.



The Lost to Follow Up (LFU) rate for outpatient rescreens was 7.3% in 2018 and decreased to 6.5% in 2019. However, the rate increased to 11.5% in 2020, exceeding the established benchmark and increased to 17% in 2021, due to the suspension of services as a result of the COVID-19 Pandemic.

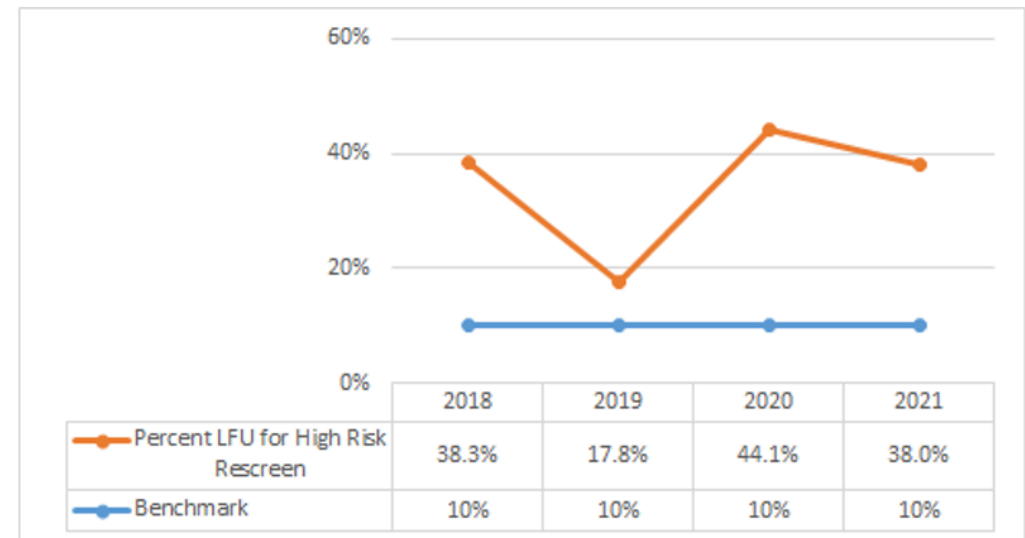
Percent Lost to Follow-up (LFU) at High Risk Rescreen*

*High Risk Rescreen – Follow-up rescreen of infants who passed their initial hearing screening but have risk factors for potential late onset hearing loss.

The Lost to Follow-up (LFU) rate for High Risk Rescreens was at 38.3% in 2018 and decreased to 17.8% in 2019. The rate more than doubled in 2020 to 44.1% and decreased to 38% in 2021. The rate exceeded the established 10% benchmark for all four years.

*Lost to Follow-up (LFU) is defined as:

1. Cannot be located – incomplete or inaccurate address
2. Cannot be contacted – no working phone number, wrong number
3. Unresponsive – made initial contact with family, 3 attempts made to reconnect, no response from the family.



Diagnostic Audiological Evaluation (DAE*)

*Infants who do not pass a follow-up rescreen, receive a DAE to determine whether a hearing loss is present and if so, the type and severity of the hearing loss.

| | Total Referred for DAE | Total Receiving DAE | Total with DAE by 3 months | Total with Normal Hearing | Total with Hearing Loss | Total Undetermined | Total receiving EI Services | Total Receiving EI Services before 6 months | Total Pending DAE | Total Deceased | Total Relocating/ Refusing Services | Total LFU |
|-------------|------------------------|---------------------|----------------------------|---------------------------|-------------------------|--------------------|-----------------------------|---|-------------------|----------------|-------------------------------------|-----------|
| 2018 | 25 | 19 | 13 | 9 | 3 | 1 | 0 | 0 | 2 | 0 | 1 | 3 |
| 2019 | 25 | 8 | 4 | 3 | 1 | 1 | 0 | 0 | 12 | 0 | 3 | 2 |
| 2020 | 19 | 15 | 3 | 9 | 3 | 3 | 1 | 1 | 2 | 0 | 2 | 0 |
| 2021 | 19 | 7 | 1 | 3 | 1 | 3 | 0 | 0 | 11 | 1 | 0 | 0 |

There were a total of 5 infants Lost to Follow-up (LFU) between 2018 and 2019. In 2020 and 2021, there were no infants LFU for a Diagnostic Audiological Evaluation.